



CD 72

Date d'édition 27/06/2024



TABLEAU DE BORD DES LICENCIÉS

COMITÉ DE LA SARTHE

Ecart sur même période

| 2022-2023 | 2019-2020 | 2018-2019 |
|-----------|-----------|-----------|
| + 403 | + 1029 | + 1136 |
| 5,02% | 13,90% | 15,57% |

Fin de saison 2022-2023

| | |
|-------|--------------|
| ECART | + 403 |
|-------|--------------|

A la date du : **27/06/2024**

| | Saison en cours | | Saison précédente * | |
|-----------------------|-----------------|--------|---------------------|--------|
| | 2023-2024 | % | 2022-2023 | % |
| MASCULINS | 5 789 | 68,66% | 5 559 | 69,25% |
| FEMINIENS | 2 642 | 31,34% | 2 469 | 30,75% |
| TOTAL | 8 431 | | 8 028 | |
| Seniors | 1 201 | 14,25% | 1 187 | 14,79% |
| U20 | 148 | 1,76% | 110 | 1,37% |
| U18 | 419 | 4,97% | 395 | 4,92% |
| U17 | 767 | 9,10% | 706 | 8,79% |
| U15 | 1 059 | 12,56% | 976 | 12,16% |
| U13 | 1 084 | 12,86% | 1 025 | 12,77% |
| U11 | 1 115 | 13,23% | 1 054 | 13,13% |
| U9 | 827 | 9,81% | 822 | 10,24% |
| U7 | 677 | 8,03% | 735 | 9,16% |
| Loisir/Entreprise/VsE | 486 | 5,76% | 413 | 5,14% |
| Non Joueur | 648 | 7,69% | 605 | 7,54% |

| Catégorie | MASCULIN | | | | FEMININ | | | | Catégorie |
|-----------------------|--------------|---------------|--------------|--------------|--------------|---------------|--------------|--------------|-----------------------|
| | 23-24 | % | 22-23 | Ecart | 23-24 | % | 22-23 | Ecart | |
| Seniors | 858 | 14,82% | 866 | - 8 | 343 | 12,98% | 321 | + 22 | Seniors |
| U20 | 103 | 1,78% | 76 | + 27 | 45 | 1,70% | 34 | + 11 | U20 |
| U18 | 304 | 5,25% | 300 | + 4 | 115 | 4,35% | 95 | + 20 | U18 |
| U17 | 551 | 9,52% | 488 | + 63 | 216 | 8,18% | 218 | - 2 | U17 |
| U15 | 750 | 12,96% | 704 | + 46 | 309 | 11,70% | 272 | + 37 | U15 |
| U13 | 688 | 11,88% | 659 | + 29 | 396 | 14,99% | 366 | + 30 | U13 |
| U11 | 738 | 12,75% | 718 | + 20 | 377 | 14,27% | 336 | + 41 | U11 |
| U9 | 557 | 9,62% | 555 | + 2 | 270 | 10,22% | 267 | + 3 | U9 |
| U7 | 501 | 8,65% | 540 | - 39 | 176 | 6,66% | 195 | - 19 | U7 |
| Loisir/Entreprise/VsE | 352 | 6,08% | 296 | + 56 | 134 | 5,07% | 117 | + 17 | Loisir/Entreprise/VsE |
| Non Joueur | 387 | 6,69% | 357 | + 30 | 261 | 9,88% | 248 | + 13 | Non Joueur |
| TOTAL | 5 789 | 68,66% | 5 559 | + 230 | 2 642 | 31,34% | 2 469 | + 173 | TOTAL |

| | Masculin | % | Féminin | % | Total |
|--------|----------|--------|---------|--------|---------|
| FFBB | 402 778 | 65,40% | 213 129 | 34,60% | 615 907 |
| Ligue | 41 585 | 58,08% | 30 013 | 41,92% | 71 598 |
| Sarthe | 5 789 | 68,66% | 2 642 | 31,34% | 8 431 |

La Ligue Pays de Loire représente 11,62% de la FFBB
 La Sarthe représente 11,78% de la Ligue Pays de Loire
 La Sarthe représente 1,37% de la FFBB

| | |
|---------------------------------|--------|
| Moyenne de licenciés par clubs | 168,62 |
| Nombres de clubs pris en compte | 50 |

* les chiffres de 2022-2023 sont ceux de fin de saison

Edité par la Commission Qualifications
Bruno PIOU

| COMPARATIF SUR DEUX SAISONS A LA MEME DATE | | | | | | |
|--|--------------|--------------|---------------------|--------------------|-------------|-------|
| Saison 2022-2023 au | 27/06/2023 | écart | Saison 2023-2024 au | 27/06/2024 | Progression | |
| HOMMES | 5 547 | 69,27% | + 242 | HOMMES 5 789 | 68,7% | 4,36% |
| FEMMES | 2 461 | 30,73% | + 181 | FEMMES 2 642 | 31,3% | 7,35% |
| TOTAL | 8 008 | + 423 | 5,28% | TOTAL 8 431 | | |
| | Différence | + 423 | 5,28% | | | |

| 2023-2024 (répartition des licences de cette saison) | | |
|--|-------|--------|
| CREATION | 1 967 | 23,33% |
| RENOUVELLEMENTS | 6 464 | 76,67% |
| DONT MUTATIONS | 496 | 7,67% |

| Top 10 des licenciés par clubs | | | | | | | 100 | EFFECTIF >= SAISON n-1 | Saison précédente |
|--------------------------------|-----------------------|----------|---------|-------|------------|-----------|-----|------------------------|---------------------------|
| Rang | CLUB | MASCULIN | FEMININ | TOTAL | % Masculin | % Féminin | 99 | EFFECTIF < SAISON n-1 | Progression fin de saison |
| 1 | LE MANS C.S.S.G. | 254 | 108 | 362 | 70,17% | 29,83% | 384 | -5,73% | 384 |
| 2 | LA CHAPELLE ST AUBIN | 266 | 93 | 359 | 74,09% | 25,91% | 354 | 1,41% | 354 |
| 3 | LE MANS SAINT PAVIN | 207 | 131 | 338 | 61,24% | 38,76% | 306 | 10,46% | 306 |
| 4 | LE MANS SCM | 290 | 35 | 325 | 89,23% | 10,77% | 295 | 10,17% | 295 |
| 5 | LE MANS JALT | 269 | 34 | 303 | 88,78% | 11,22% | 306 | -0,98% | 306 |
| 6 | FRESNAY /SARTHE | 178 | 119 | 297 | 59,93% | 40,07% | 298 | -0,34% | 298 |
| 7 | COULAINES J.S. | 165 | 124 | 289 | 57,09% | 42,91% | 233 | 24,03% | 233 |
| 8 | LA FERTE BERNARD V.S. | 203 | 84 | 287 | 70,73% | 29,27% | 281 | 2,14% | 281 |
| 9 | BASKET CLUB ROEZEEN | 163 | 114 | 277 | 58,84% | 41,16% | 286 | -3,15% | 286 |
| 10 | LA FLECHE US | 174 | 96 | 270 | 64,44% | 35,56% | 257 | 5,06% | 257 |
| 37 | SOM BASKET-BALL | 12 | 84 | 96 | 12,50% | 87,50% | 86 | 11,63% | 86 |



Top 10 des Clubs Sarthois

Top 10 des licenciés par clubs

| Place | CLUB | MASCULIN | FEMININ | TOTAL | % Masculin | % Féminin |
|-------|-----------------------|----------|---------|-------|------------|-----------|
| 1 | LE MANS C.S.S.G. | 254 | 108 | 362 | 70,17% | 29,83% |
| 2 | LA CHAPELLE ST AUBIN | 266 | 93 | 359 | 74,09% | 25,91% |
| 3 | LE MANS SAINT PAVIN | 207 | 131 | 338 | 61,24% | 38,76% |
| 4 | LE MANS SCM | 200 | 35 | 325 | 89,23% | 10,77% |
| 5 | LE MANS JALT | 209 | 34 | 303 | 88,78% | 11,22% |
| 6 | FRESNAY /SARTHE | 178 | 119 | 297 | 59,9% | 40,07% |
| 7 | COULAINES J.S. | 165 | 124 | 289 | 57,09% | 42,91% |
| 8 | LA FERTE BERNARD V.S. | 203 | 84 | 287 | 70,73% | 29,27% |
| 9 | BASKET CLUB ROEZEEN | 163 | 114 | 277 | 58,84% | 41,16% |
| 10 | LA FLECHE US | 174 | 96 | 270 | 64,44% | 35,56% |

Top 10 Clubs - Licence Senior

| Place | CLUB | MASCULIN | FEMININ | TOTAL | % Masculin | % Féminin |
|-------|-------------------------------|----------|---------|-------|------------|-----------|
| 1 | LE MANS SAINT PAVIN | 49 | 34 | 83 | 59,04% | 40,96% |
| 2 | LE MANS C.S.S.G. | 61 | 16 | 77 | 79,22% | 20,78% |
| 3 | BASKET BALL CLUB CHANGÉEN | 42 | 12 | 54 | 77,78% | 22,22% |
| 4 | ST MARS D OUILLE LES MOUETTES | 38 | 12 | 50 | 76,00% | 24,00% |
| 5 | COULAINES J.S. | 28 | 20 | 48 | 58,33% | 41,67% |
| 6 | LE MANS GSOS | 35 | 12 | 47 | 74,47% | 25,53% |
| 7 | NEUVILLE BASKET ASSOCIATION | 26 | 12 | 38 | 68,42% | 31,58% |
| 8 | MAMERS S.A. | 21 | 14 | 35 | 60,00% | 40,00% |
| 9 | ARNAGE U.S. | 30 | 3 | 33 | 90,91% | 9,09% |
| 10 | LA FERTE BERNARD V.S. | 20 | 12 | 32 | 62,50% | 37,50% |

Top 10 Clubs - Licence U20

| Place | CLUB | MASCULIN | FEMININ | TOTAL | % Masculin | % Féminin |
|-------|-----------------------|----------|---------|-------|------------|-----------|
| 1 | LE MANS J.C.M. | 8 | 6 | 14 | 57,14% | 42,86% |
| 2 | LE MANS C.S.S.G. | 12 | 0 | 12 | 100,00% | 0,00% |
| 3 | LE MANS SAINT PAVIN | 8 | 3 | 11 | 72,73% | 27,27% |
| 4 | LA FLECHE US | 2 | 7 | 9 | 22,22% | 77,78% |
| 5 | LE MANS JALT | 7 | 0 | 7 | 100,00% | 0,00% |
| 6 | LA FERTE BERNARD V.S. | 2 | 4 | 6 | 33,33% | 66,67% |
| 7 | LE MANS A.S.MADELEINE | 5 | 1 | 6 | 83,33% | 16,67% |
| 8 | LA CHAPELLE ST AUBIN | 5 | 1 | 6 | 83,33% | 16,67% |
| 9 | LE MANS GSOS | 5 | 0 | 5 | 100,00% | 0,00% |
| 10 | LE MANS SCM | 5 | 0 | 5 | 100,00% | 0,00% |

Top 10 Clubs - Licence U18

| Place | CLUB | MASCULIN | FEMININ | TOTAL | % Masculin | % Féminin |
|-------|-------------------------------|----------|---------|-------|------------|-----------|
| 1 | LA CHAPELLE ST AUBIN | 22 | 8 | 30 | 73,33% | 26,67% |
| 2 | LA FLECHE US | 16 | 5 | 21 | 76,19% | 23,81% |
| 3 | LE MANS C.S.S.G. | 18 | 3 | 21 | 85,71% | 14,29% |
| 4 | LE MANS SAINT PAVIN | 11 | 9 | 20 | 55,00% | 45,00% |
| 5 | LE MANS JALT | 19 | 0 | 19 | 100,00% | 0,00% |
| 6 | BASKET CLUB ROEZEEN | 10 | 9 | 19 | 52,63% | 47,37% |
| 7 | MULSANNE BASKET 2000 | 12 | 6 | 18 | 66,67% | 33,33% |
| 8 | LE MANS J.C.M. | 16 | 1 | 17 | 94,12% | 5,88% |
| 9 | ST MARS D OUILLE LES MOUETTES | 12 | 5 | 17 | 70,59% | 29,41% |
| 10 | ARNAGE U.S. | 9 | 6 | 15 | 60,00% | 40,00% |

Top 10 Clubs - Licence U17

| Place | CLUB | MASCULIN | FEMININ | TOTAL | % Masculin | % Féminin |
|-------|---------------------------|----------|---------|-------|------------|-----------|
| 1 | LE MANS SCM | 52 | 1 | 53 | 98,11% | 1,89% |
| 2 | LA CHAPELLE ST AUBIN | 32 | 12 | 44 | 72,73% | 27,27% |
| 3 | COULAINES J.S. | 24 | 15 | 39 | 61,54% | 38,46% |
| 4 | CERANS YVRE BASKET | 22 | 15 | 37 | 59,46% | 40,54% |
| 5 | LE MANS C.S.S.G. | 21 | 14 | 35 | 60,00% | 40,00% |
| 6 | LE MANS SAINT PAVIN | 15 | 16 | 31 | 48,39% | 51,61% |
| 7 | LE MANS JALT | 31 | 0 | 31 | 100,00% | 0,00% |
| 8 | LE MANS A.S.MADELEINE | 21 | 10 | 31 | 67,74% | 32,26% |
| 9 | BASKET BALL CLUB CHANGÉEN | 11 | 20 | 31 | 35,48% | 64,52% |
| 10 | LA FLECHE US | 21 | 9 | 30 | 70,00% | 30,00% |

Top 10 Clubs - Licence U15

| Place | CLUB | MASCULIN | FEMININ | TOTAL | % Masculin | % Féminin |
|-------|-----------------------|----------|---------|-------|------------|-----------|
| 1 | LE MANS SCM | 50 | 0 | 50 | 100,00% | 0,00% |
| 2 | LA FERTE BERNARD V.S. | 31 | 16 | 47 | 65,96% | 34,04% |
| 3 | LE MANS SAINT PAVIN | 29 | 18 | 47 | 61,70% | 38,30% |
| 4 | COULAINES J.S. | 24 | 21 | 45 | 53,33% | 46,67% |
| 5 | LA CHAPELLE ST AUBIN | 31 | 12 | 43 | 72,09% | 27,91% |
| 6 | LE MANS JALT | 40 | 0 | 40 | 100,00% | 0,00% |
| 7 | LE MANS C.S.S.G. | 27 | 10 | 37 | 72,97% | 27,03% |
| 8 | LE MANS J.C.M. | 25 | 12 | 37 | 67,57% | 32,43% |
| 9 | FRESNAY /SARTHE | 21 | 16 | 37 | 56,76% | 43,24% |
| 10 | CERANS YVRE BASKET | 22 | 14 | 36 | 61,11% | 38,89% |

Top 10 Clubs - Licence U13

| Place | CLUB | MASCULIN | FEMININ | TOTAL | % Masculin | % Féminin |
|-------|----------------------------|----------|---------|-------|------------|-----------|
| 1 | LE MANS C.S.S.G. | 26 | 26 | 52 | 50,00% | 50,00% |
| 2 | LE MANS JALT | 37 | 14 | 51 | 72,55% | 27,45% |
| 3 | LA FERTE BERNARD V.S. | 30 | 14 | 44 | 68,18% | 31,82% |
| 4 | LA CHAPELLE ST AUBIN | 29 | 12 | 41 | 70,73% | 29,27% |
| 5 | LE MANS J.C.M. | 26 | 12 | 38 | 68,42% | 31,58% |
| 6 | LE MANS SCM | 38 | 0 | 38 | 100,00% | 0,00% |
| 7 | JOUE L'ABBE MONTBIZOT | 23 | 12 | 35 | 65,71% | 34,29% |
| 8 | LE MANS SAINT PAVIN | 25 | 10 | 35 | 71,43% | 28,57% |
| 9 | RUAUDIN JEUNESSES SPORTIVE | 21 | 13 | 34 | 61,76% | 38,24% |
| 10 | FRESNAY /SARTHE | 21 | 13 | 34 | 61,76% | 38,24% |

Top 10 Clubs - Licence U11

| Place | CLUB | MASCULIN | FEMININ | TOTAL | % Masculin | % Féminin |
|-------|----------------------------|----------|---------|-------|------------|-----------|
| 1 | LE MANS C.S.S.G. | 41 | 11 | 52 | 78,85% | 21,15% |
| 2 | LA CHAPELLE ST AUBIN | 30 | 16 | 46 | 65,22% | 34,78% |
| 3 | LE MANS JALT | 38 | 7 | 45 | 84,44% | 15,56% |
| 4 | RUAUDIN JEUNESSES SPORTIVE | 34 | 7 | 41 | 82,93% | 17,07% |
| 5 | LA FERTE BERNARD V.S. | 30 | 8 | 38 | 78,95% | 21,05% |
| 6 | LE MANS SCM | 34 | 4 | 38 | 89,47% | 10,53% |
| 7 | LE MANS A.S.MADELEINE | 23 | 13 | 36 | 63,89% | 36,11% |
| 8 | SABLE BASKET | 25 | 11 | 36 | 69,44% | 30,56% |
| 9 | FRESNAY /SARTHE | 19 | 17 | 36 | 52,78% | 47,22% |
| 10 | GUECELARD B.B.C. | 22 | 13 | 35 | 62,86% | 37,14% |

Top 10 Clubs - Licence U9

| Place | CLUB | MASCULIN | FEMININ | TOTAL | % Masculin | % Féminin |
|-------|----------------------------|----------|---------|-------|------------|-----------|
| 1 | FRESNAY /SARTHE | 24 | 14 | 38 | 63,16% | 36,84% |
| 2 | LE MANS C.S.S.G. | 21 | 16 | 37 | 56,76% | 43,24% |
| 3 | RUAUDIN JEUNESSES SPORTIVE | 20 | 16 | 36 | 55,56% | 44,44% |
| 4 | LA FLECHE US | 24 | 9 | 33 | 72,73% | 27,27% |
| 5 | LE MANS SAINT PAVIN | 22 | 10 | 32 | 68,75% | 31,25% |
| 6 | LA CHAPELLE ST AUBIN | 23 | 9 | 32 | 71,88% | 28,13% |
| 7 | GUECELARD B.B.C. | 16 | 12 | 28 | 57,14% | 42,86% |
| 8 | COULAINES J.S. | 18 | 9 | 27 | 66,67% | 33,33% |
| 9 | LE MANS SCM | 18 | 8 | 26 | 69,23% | 30,77% |
| 10 | BASKET CLUB ROEZEEN | 14 | 11 | 25 | 56,00% | 44,00% |

Top 10 Clubs - Licence U7

| Place | CLUB | MASCULIN | FEMININ | TOTAL | % Masculin | % Féminin |
|-------|----------------------------|----------|---------|-------|------------|-----------|
| 1 | LA CHAPELLE ST AUBIN | 32 | 12 | 44 | 72,73% | 27,27% |
| 2 | JOUE L'ABBE MONTBIZOT | 28 | 13 | 41 | 68,29% | 31,71% |
| 3 | LA FLECHE US | 29 | 11 | 40 | 72,50% | 27,50% |
| 4 | FRESNAY /SARTHE | 23 | 16 | 39 | 58,97% | 41,03% |
| 5 | BASKET CLUB ROEZEEN | 25 | 11 | 36 | 69,44% | 30,56% |
| 6 | RUAUDIN JEUNESSES SPORTIVE | 27 | 8 | 35 | 77,14% | 22,86% |
| 7 | GUECELARD B.B.C. | 20 | 11 | 31 | 64,52% | 35,48% |
| 8 | LE MANS JALT | 24 | 3 | 27 | 88,89% | 11,11% |
| 9 | LE MANS SAINT PAVIN | 15 | 9 | 24 | 62,50% | 37,50% |
| 10 | LA FERTE BERNARD V.S. | 16 | 7 | 23 | 69,57% | 30,43% |

Top 10 Clubs - Licence Détente

| Place | CLUB | MASCULIN | FEMININ | TOTAL | % Masculin | % Féminin |
|-------|---------------------------|----------|---------|-------|------------|-----------|
| 1 | LE MANS A.S.MADELEINE | 40 | 10 | 50 | 80,00% | 20,00% |
| 2 | JOUE L'ABBE MONTBIZOT | 7 | 31 | 38 | 18,42% | 81,58% |
| 3 | FRESNAY /SARTHE | 7 | 28 | 35 | 20,00% | 80,00% |
| 4 | BASKET BALL CLUB CHANGÉEN | 9 | 22 | 31 | 29,03% | 70,97% |
| 5 | LE MANS GSOS | 3 | 26 | 29 | 10,34% | 89,66% |
| 6 | BASKET CLUB ROEZEEN | 18 | 10 | 28 | 64,29% | 35,71% |
| 7 | LA FERTE BERNARD V.S. | 5 | 19 | 24 | 20,83% | 79,17% |
| 8 | SABLE BASKET | 9 | 14 | 23 | 39,13% | 60,87% |
| 9 | CERANS YVRE BASKET | 5 | 17 | 22 | 22,73% | 77,27% |
| 10 | LE MANS S.L.B. | 1 | 21 | 22 | 4,55% | 95,45% |

Top 10 Clubs - Licence Non Joueur

| Place | CLUB | MASCULIN | FEMININ | TOTAL | % Masculin | % Féminin |
|-------|----------------------------|----------|---------|-------|------------|-----------|
| 1 | LE MANS SCM | 45 | 14 | 59 | 76,27% | 23,73% |
| 2 | COULAINES J.S. | 29 | 15 | 44 | 65,91% | 34,09% |
| 3 | LE MANS A.S.MADELEINE | 19 | 14 | 33 | 57,58% | 42,42% |
| 4 | RUAUDIN JEUNESSES SPORTIVE | 17 | 7 | 24 | 70,83% | 29,17% |
| 5 | LE MANS C.S.S.G. | 16 | 6 | 22 | 72,73% | 27,27% |
| 6 | LE MANS JALT | 17 | 5 | 22 | 77,27% | 22,73% |
| 7 | LA CHAPELLE ST AUBIN | 20 | 2 | 22 | 90,91% | 9,09% |
| 8 | SOM BASKET-BALL | 10 | 11 | 21 | 47,62% | 52,38% |
| 9 | BASKET CLUB ROEZEEN | 10 | 11 | 21 | 47,62% | 52,38% |
| 10 | GUECELARD B.B.C. | 11 | 7 | 18 | 61,11% | 38,89% |



CD 72

Date d'édition

27/06/2024

PARTENAIRE OFFICIEL

Top 20 des Clubs Sarthois

| Place | CLUB | MASCULIN | FEMININ | TOTAL | % Masculin | % Féminin |
|-------|----------------------------|----------|---------|-------|------------|-----------|
| 1 | LE MANS C.S.S.G. | 234 | 108 | 362 | 70,17% | 29,83% |
| 2 | LA CHAPELLE ST AUBIN | 266 | 93 | 359 | 74,09% | 25,91% |
| 3 | LE MANS SAINT PAVIN | 207 | 131 | 338 | 61,24% | 38,76% |
| 4 | LE MANS SCM | 230 | 35 | 325 | 80,23% | 10,77% |
| 5 | LE MANS JALT | 269 | 34 | 303 | 88,78% | 11,22% |
| 6 | FRESNAY /SARTHE | 178 | 119 | 297 | 59,93% | 40,07% |
| 7 | COULAINES J.S. | 165 | 124 | 289 | 57,09% | 42,91% |
| 8 | LA FERTE BERNARD V.S. | 203 | 84 | 287 | 70,73% | 29,27% |
| 9 | BASKET CLUB ROEZEEN | 163 | 114 | 277 | 58,84% | 41,16% |
| 10 | LA FLECHE US | 174 | 96 | 270 | 64,44% | 35,56% |
| 11 | RUAUDIN JEUNESSES SPORTIVE | 192 | 76 | 268 | 71,64% | 28,36% |
| 12 | LE MANS A.S.MADELEINE | 156 | 110 | 266 | 58,65% | 41,35% |
| 13 | BASKET BALL CLUB CHANGÉEN | 163 | 93 | 256 | 63,67% | 36,33% |
| 14 | JOUE L'ABBE MONTBIZOT | 168 | 70 | 238 | 70,59% | 29,41% |
| 15 | SABLE BASKET | 147 | 87 | 234 | 62,82% | 37,18% |
| 16 | LE MANS J.C.M. | 165 | 66 | 231 | 71,43% | 28,57% |
| 17 | CONLIE B.C. | 162 | 51 | 213 | 76,06% | 23,94% |
| 18 | GUECELARD B.B.C. | 122 | 81 | 203 | 60,10% | 39,90% |
| 19 | LE MANS GSOS | 143 | 58 | 201 | 71,14% | 28,86% |
| 20 | ARNAGE U.S. | 141 | 57 | 198 | 71,21% | 28,79% |

| Place | CLUB | MASCULIN | FEMININ | TOTAL | % Masculin | % Féminin |
|-------|--------------------------------|----------|---------|-------|------------|-----------|
| 1 | LE MANS SAINT PAVIN | 49 | 14 | 83 | 59,04% | 40,96% |
| 2 | LE MANS C.S.S.G. | 61 | 16 | 77 | 79,22% | 20,78% |
| 3 | BASKET BALL CLUB CHANGÉEN | 42 | 12 | 54 | 77,78% | 22,22% |
| 4 | ST MARS D OUTILLE LES MOUETTES | 38 | 12 | 50 | 76,00% | 24,00% |
| 5 | COULAINES J.S. | 28 | 20 | 48 | 58,33% | 41,67% |
| 6 | LE MANS GSOS | 35 | 12 | 47 | 74,47% | 25,53% |
| 7 | NEUVILLE BASKET ASSOCIATION | 26 | 12 | 38 | 68,42% | 31,58% |
| 8 | MAMERS S.A. | 21 | 14 | 35 | 60,00% | 40,00% |
| 9 | ARNAGE U.S. | 30 | 3 | 33 | 90,91% | 9,09% |
| 10 | LA FERTE BERNARD V.S. | 20 | 12 | 32 | 62,50% | 37,50% |
| 11 | GUECELARD B.B.C. | 18 | 14 | 32 | 56,25% | 43,75% |
| 12 | MANSIGNE BASKET CLUB | 22 | 10 | 32 | 68,75% | 31,25% |
| 13 | LA CHAPELLE ST AUBIN | 22 | 9 | 31 | 70,97% | 29,03% |
| 14 | ECOMMOY K.B.C. | 24 | 7 | 31 | 77,42% | 22,58% |
| 15 | JOUE L'ABBE MONTBIZOT | 17 | 12 | 29 | 58,62% | 41,38% |
| 16 | LE MANS JALT | 29 | 0 | 29 | 100,00% | 0,00% |
| 17 | LE MANS SCM | 27 | 2 | 29 | 93,10% | 6,90% |
| 18 | RUAUDIN JEUNESSES SPORTIVE | 17 | 11 | 28 | 60,71% | 39,29% |
| 19 | LE MANS J.C.M. | 23 | 4 | 27 | 85,19% | 14,81% |
| 20 | SABLE BASKET | 17 | 10 | 27 | 62,96% | 37,04% |

| Place | CLUB | MASCULIN | FEMININ | TOTAL | % Masculin | % Féminin |
|-------|-----------------------------|----------|---------|-------|------------|-----------|
| 1 | LE MANS J.C.M. | 8 | 6 | 14 | 57,14% | 42,86% |
| 2 | LE MANS C.S.S.G. | 12 | 0 | 12 | 100,00% | 0,00% |
| 3 | LE MANS SAINT PAVIN | 8 | 3 | 11 | 72,73% | 27,27% |
| 4 | LA FLECHE US | 2 | 7 | 9 | 22,22% | 77,78% |
| 5 | LE MANS JALT | 7 | 0 | 7 | 100,00% | 0,00% |
| 6 | LA FERTE BERNARD V.S. | 2 | 4 | 6 | 33,33% | 66,67% |
| 7 | LE MANS A.S.MADELEINE | 5 | 1 | 6 | 83,33% | 16,67% |
| 8 | LA CHAPELLE ST AUBIN | 5 | 1 | 6 | 83,33% | 16,67% |
| 9 | LE MANS GSOS | 5 | 0 | 5 | 100,00% | 0,00% |
| 10 | LE MANS SCM | 5 | 0 | 5 | 100,00% | 0,00% |
| 11 | RUAUDIN JEUNESSES SPORTIVE | 4 | 1 | 5 | 80,00% | 20,00% |
| 12 | SOM BASKET-BALL | 0 | 5 | 5 | 0,00% | 100,00% |
| 13 | ETIVALE BASKET CLUB | 3 | 2 | 5 | 60,00% | 40,00% |
| 14 | FRESNAY /SARTHE | 4 | 1 | 5 | 80,00% | 20,00% |
| 15 | ARNAGE U.S. | 3 | 1 | 4 | 75,00% | 25,00% |
| 16 | MULSASSE BASKET 2000 | 4 | 0 | 4 | 100,00% | 0,00% |
| 17 | BASKET CLUB ROEZEEN | 4 | 0 | 4 | 100,00% | 0,00% |
| 18 | NEUVILLE BASKET ASSOCIATION | 1 | 3 | 4 | 25,00% | 75,00% |
| 19 | CHATEAU DU LOIR C.O.C. | 3 | 0 | 3 | 100,00% | 0,00% |
| 20 | ANILLE BRAYE BASKET | 0 | 3 | 3 | 0,00% | 100,00% |

| Place | CLUB | MASCULIN | FEMININ | TOTAL | % Masculin | % Féminin |
|-------|--------------------------------|----------|---------|-------|------------|-----------|
| 1 | LA CHAPELLE ST AUBIN | 22 | 8 | 30 | 73,33% | 26,67% |
| 2 | LA FLECHE US | 16 | 5 | 21 | 76,19% | 23,81% |
| 3 | LE MANS C.S.S.G. | 18 | 3 | 21 | 85,71% | 14,29% |
| 4 | LE MANS SAINT PAVIN | 11 | 9 | 20 | 55,00% | 45,00% |
| 5 | LE MANS JALT | 19 | 0 | 19 | 100,00% | 0,00% |
| 6 | BASKET CLUB ROEZEEN | 10 | 9 | 19 | 52,63% | 47,37% |
| 7 | MULSASSE BASKET 2000 | 12 | 6 | 18 | 66,67% | 33,33% |
| 8 | LE MANS J.C.M. | 16 | 1 | 17 | 94,12% | 5,88% |
| 9 | ST MARS D OUTILLE LES MOUETTES | 12 | 5 | 17 | 70,59% | 29,41% |
| 10 | ARNAGE U.S. | 9 | 6 | 15 | 60,00% | 40,00% |
| 11 | MAMERS S.A. | 11 | 4 | 15 | 73,33% | 26,67% |
| 12 | LA FERTE BERNARD V.S. | 10 | 4 | 14 | 71,43% | 28,57% |
| 13 | SABLE BASKET | 6 | 6 | 12 | 50,00% | 50,00% |
| 14 | CERANS YVRE BASKET | 9 | 2 | 11 | 81,82% | 18,18% |
| 15 | FRESNAY /SARTHE | 9 | 2 | 11 | 81,82% | 18,18% |
| 16 | LE MANS GSOS | 6 | 4 | 10 | 60,00% | 40,00% |
| 17 | ANILLE BRAYE BASKET | 9 | 1 | 10 | 90,00% | 10,00% |
| 18 | CONLIE B.C. | 9 | 1 | 10 | 90,00% | 10,00% |
| 19 | BEAUMONT A.S. | 8 | 1 | 9 | 88,89% | 11,11% |
| 20 | COULAINES J.S. | 0 | 9 | 9 | 0,00% | 100,00% |

| Place | CLUB | MASCULIN | FEMININ | TOTAL | % Masculin | % Féminin |
|-------|---------------------------|----------|---------|-------|------------|-----------|
| 1 | LE MANS SCM | 52 | 1 | 53 | 98,11% | 1,89% |
| 2 | LA CHAPELLE ST AUBIN | 32 | 12 | 44 | 72,73% | 27,27% |
| 3 | COULAINES J.S. | 24 | 15 | 39 | 61,54% | 38,46% |
| 4 | CERANS YVRE BASKET | 22 | 15 | 37 | 59,46% | 40,54% |
| 5 | LE MANS C.S.S.G. | 21 | 14 | 35 | 60,00% | 40,00% |
| 6 | LE MANS SAINT PAVIN | 15 | 16 | 31 | 48,39% | 51,61% |
| 7 | LE MANS JALT | 31 | 0 | 31 | 100,00% | 0,00% |
| 8 | LE MANS A.S.MADELEINE | 21 | 10 | 31 | 67,74% | 32,26% |
| 9 | BASKET BALL CLUB CHANGÉEN | 11 | 20 | 31 | 35,48% | 64,52% |
| 10 | LA FLECHE US | 21 | 9 | 30 | 70,00% | 30,00% |
| 11 | CHATEAU DU LOIR C.O.C. | 16 | 10 | 26 | 61,54% | 38,46% |
| 12 | LA FERTE BERNARD V.S. | 22 | 0 | 22 | 100,00% | 0,00% |
| 13 | CONLIE B.C. | 20 | 2 | 22 | 90,91% | 9,09% |
| 14 | FRESNAY /SARTHE | 11 | 11 | 22 | 50,00% | 50,00% |
| 15 | BASKET CLUB ROEZEEN | 22 | 0 | 22 | 100,00% | 0,00% |
| 16 | GUECELARD B.B.C. | 13 | 8 | 21 | 61,90% | 38,10% |
| 17 | LE MANS GSOS | 14 | 6 | 20 | 70,00% | 30,00% |
| 18 | LE MANS J.C.M. | 20 | 0 | 20 | 100,00% | 0,00% |
| 19 | SABLE BASKET | 13 | 7 | 20 | 65,00% | 35,00% |
| 20 | MAROLLAIS S.C. | 13 | 7 | 20 | 65,00% | 35,00% |

| Place | CLUB | MASCULIN | FEMININ | TOTAL | % Masculin | % Féminin |
|-------|-----------------------------|----------|---------|-------|------------|-----------|
| 1 | LE MANS SCM | 50 | 0 | 50 | 100,00% | 0,00% |
| 2 | LA FERTE BERNARD V.S. | 31 | 16 | 47 | 65,96% | 34,04% |
| 3 | LE MANS SAINT PAVIN | 29 | 18 | 47 | 61,70% | 38,30% |
| 4 | COULAINES J.S. | 24 | 21 | 45 | 53,33% | 46,67% |
| 5 | LA CHAPELLE ST AUBIN | 31 | 12 | 43 | 72,09% | 27,91% |
| 6 | LE MANS JALT | 40 | 0 | 40 | 100,00% | 0,00% |
| 7 | LE MANS C.S.S.G. | 27 | 10 | 37 | 72,97% | 27,03% |
| 8 | LE MANS J.C.M. | 25 | 12 | 37 | 67,57% | 32,43% |
| 9 | FRESNAY /SARTHE | 21 | 16 | 37 | 56,76% | 43,24% |
| 10 | CERANS YVRE BASKET | 22 | 14 | 36 | 61,11% | 38,89% |
| 11 | BASKET CLUB ROEZEEN | 22 | 14 | 36 | 61,11% | 38,89% |
| 12 | RUAUDIN JEUNESSES SPORTIVE | 23 | 12 | 35 | 65,71% | 34,29% |
| 13 | SABLE BASKET | 19 | 15 | 34 | 55,88% | 44,12% |
| 14 | LA FLECHE US | 20 | 13 | 33 | 60,61% | 39,39% |
| 15 | CONLIE B.C. | 26 | 5 | 31 | 83,87% | 16,13% |
| 16 | BASKET BALL CLUB CHANGÉEN | 22 | 8 | 30 | 73,33% | 26,67% |
| 17 | ARNAGE U.S. | 23 | 6 | 29 | 79,31% | 20,69% |
| 18 | LE MANS A.S.MADELEINE | 20 | 9 | 29 | 68,97% | 31,03% |
| 19 | BOULOIRE US | 22 | 7 | 29 | 75,86% | 24,14% |
| 20 | BASKET CANTONAL MALICORNAIS | 21 | 6 | 27 | 77,78% | 22,22% |



CD 72

Date d'édition

27/06/2024



| Place | CLUB | MASCULIN | FEMININ | TOTAL | % Masculin | % Féminin |
|-------|----------------------------|----------|---------|-------|------------|-----------|
| 1 | LE MANS C.S.S.G. | 26 | 26 | 52 | 50,00% | 50,00% |
| 2 | LE MANS JALT | 37 | 14 | 51 | 72,55% | 27,45% |
| 3 | LA FERTE BERNARD V.S. | 30 | 14 | 44 | 68,18% | 31,82% |
| 4 | LA CHAPELLE ST AUBIN | 29 | 12 | 41 | 70,73% | 29,27% |
| 5 | LE MANS J.C.M. | 26 | 12 | 38 | 68,42% | 31,58% |
| 6 | LE MANS SCM | 38 | 0 | 38 | 100,00% | 0,00% |
| 7 | JOUE L'ABBE MONTBIZOT | 23 | 12 | 35 | 65,71% | 34,29% |
| 8 | LE MANS SAINT PAVIN | 25 | 10 | 35 | 71,43% | 28,57% |
| 9 | RUAUDIN JEUNESSES SPORTIVE | 21 | 13 | 34 | 61,76% | 38,24% |
| 10 | FRESNAY /SARTHE | 21 | 13 | 34 | 61,76% | 38,24% |
| 11 | ECOMMOY K.B.C. | 18 | 16 | 34 | 52,94% | 47,06% |
| 12 | LA FLECHE US | 16 | 17 | 33 | 48,48% | 51,52% |
| 13 | CONLIE B.C. | 20 | 13 | 33 | 60,61% | 39,39% |
| 14 | BASKET BALL CLUB CHANGÉEN | 18 | 15 | 33 | 54,55% | 45,45% |
| 15 | COULAINES J.S. | 18 | 14 | 32 | 56,25% | 43,75% |
| 16 | SABLE BASKET | 20 | 12 | 32 | 62,50% | 37,50% |
| 17 | CHATEAU DU LOIR C.O.C. | 19 | 10 | 29 | 65,52% | 34,48% |
| 18 | BASKET CLUB ROEZEEN | 9 | 20 | 29 | 31,03% | 68,97% |
| 19 | ARNAGE U.S. | 17 | 10 | 27 | 62,96% | 37,04% |
| 20 | BOULOIRE US | 24 | 3 | 27 | 88,89% | 11,11% |

| Place | CLUB | MASCULIN | FEMININ | TOTAL | % Masculin | % Féminin |
|-------|----------------------------|----------|---------|-------|------------|-----------|
| 1 | LE MANS C.S.S.G. | 41 | 11 | 52 | 78,85% | 21,15% |
| 2 | LA CHAPELLE ST AUBIN | 30 | 16 | 46 | 65,22% | 34,78% |
| 3 | LE MANS JALT | 38 | 7 | 45 | 84,44% | 15,56% |
| 4 | RUAUDIN JEUNESSES SPORTIVE | 34 | 7 | 41 | 82,93% | 17,07% |
| 5 | LA FERTE BERNARD V.S. | 30 | 8 | 38 | 78,95% | 21,05% |
| 6 | LE MANS SCM | 34 | 4 | 38 | 89,47% | 10,53% |
| 7 | LE MANS A.S.MADELEINE | 23 | 13 | 36 | 63,89% | 36,11% |
| 8 | SABLE BASKET | 25 | 11 | 36 | 69,44% | 30,56% |
| 9 | FRESNAY /SARTHE | 19 | 17 | 36 | 52,78% | 47,22% |
| 10 | GUECELARD B.B.C. | 22 | 13 | 35 | 62,86% | 37,14% |
| 11 | JOUE L'ABBE MONTBIZOT | 24 | 10 | 34 | 70,59% | 29,41% |
| 12 | COULAINES J.S. | 17 | 16 | 33 | 51,52% | 48,48% |
| 13 | LE MANS SAINT PAVIN | 18 | 15 | 33 | 54,55% | 45,45% |
| 14 | ANILLE BRAYE BASKET | 19 | 14 | 33 | 57,58% | 42,42% |
| 15 | CONLIE B.C. | 22 | 11 | 33 | 66,67% | 33,33% |
| 16 | ROUILLON E.G | 19 | 13 | 32 | 59,38% | 40,62% |
| 17 | BASKET BALL CLUB CHANGÉEN | 15 | 16 | 31 | 48,39% | 51,61% |
| 18 | LE MANS J.C.M. | 19 | 11 | 30 | 63,33% | 36,67% |
| 19 | ECOMMOY K.B.C. | 22 | 8 | 30 | 73,33% | 26,67% |
| 20 | BASKET CLUB ROEZEEN | 19 | 11 | 30 | 63,33% | 36,67% |

Top 20 Clubs - Licence U9

| Place | CLUB | MASCULIN | FEMININ | TOTAL | % Masculin | % Féminin |
|-------|-----------------------------|----------|---------|-------|------------|-----------|
| 1 | FRESNAY /SARTHE | 24 | 14 | 38 | 63,16% | 36,84% |
| 2 | LE MANS C.S.S.G. | 21 | 16 | 37 | 56,76% | 43,24% |
| 3 | RUAUDIN JEUNESSES SPORTIVE | 20 | 16 | 36 | 55,56% | 44,44% |
| 4 | LA FLECHE US | 24 | 9 | 33 | 72,73% | 27,27% |
| 5 | LE MANS SAINT PAVIN | 22 | 10 | 32 | 68,75% | 31,25% |
| 6 | LA CHAPELLE ST AUBIN | 23 | 9 | 32 | 71,88% | 28,13% |
| 7 | GUECELARD B.B.C. | 16 | 12 | 28 | 57,14% | 42,86% |
| 8 | COULAINES J.S. | 18 | 9 | 27 | 66,67% | 33,33% |
| 9 | LE MANS SCM | 18 | 8 | 26 | 69,23% | 30,77% |
| 10 | BASKET CLUB ROEZEEN | 14 | 11 | 25 | 56,00% | 44,00% |
| 11 | JOUE L'ABBE MONTBIZOT | 16 | 8 | 24 | 66,67% | 33,33% |
| 12 | LA FERTE BERNARD V.S. | 11 | 12 | 23 | 47,83% | 52,17% |
| 13 | BOULOIRE US | 17 | 6 | 23 | 73,91% | 26,09% |
| 14 | NEUVILLE BASKET ASSOCIATION | 14 | 8 | 22 | 63,64% | 36,36% |
| 15 | ARNAGE U.S. | 14 | 7 | 21 | 66,67% | 33,33% |
| 16 | SABLE BASKET | 17 | 4 | 21 | 80,95% | 19,05% |
| 17 | LOUE-BRULON | 15 | 6 | 21 | 71,43% | 28,57% |
| 18 | CERANS YVRE BASKET | 14 | 6 | 20 | 70,00% | 30,00% |
| 19 | BASKET BALL CLUB CHANGÉEN | 14 | 6 | 20 | 70,00% | 30,00% |
| 20 | LE MANS JALT | 16 | 3 | 19 | 84,21% | 15,79% |

Top 20 Clubs - Licence U7

| Place | CLUB | MASCULIN | FEMININ | TOTAL | % Masculin | % Féminin |
|-------|--------------------------------|----------|---------|-------|------------|-----------|
| 1 | LA CHAPELLE ST AUBIN | 32 | 12 | 44 | 72,73% | 27,27% |
| 2 | JOUE L'ABBE MONTBIZOT | 28 | 13 | 41 | 68,29% | 31,71% |
| 3 | LA FLECHE US | 29 | 11 | 40 | 72,50% | 27,50% |
| 4 | FRESNAY /SARTHE | 23 | 16 | 39 | 58,97% | 41,03% |
| 5 | BASKET CLUB ROEZEEN | 25 | 11 | 36 | 69,44% | 30,56% |
| 6 | RUAUDIN JEUNESSES SPORTIVE | 27 | 8 | 35 | 77,14% | 22,86% |
| 7 | GUECELARD B.B.C. | 20 | 11 | 31 | 64,52% | 35,48% |
| 8 | LE MANS JALT | 24 | 3 | 27 | 88,89% | 11,11% |
| 9 | LE MANS SAINT PAVIN | 15 | 9 | 24 | 62,50% | 37,50% |
| 10 | LA FERTE BERNARD V.S. | 16 | 7 | 23 | 69,57% | 30,43% |
| 11 | ETIVAL BASKET CLUB | 18 | 5 | 23 | 78,26% | 21,74% |
| 12 | CERANS YVRE BASKET | 17 | 4 | 21 | 80,95% | 19,05% |
| 13 | LE MANS SCM | 12 | 6 | 18 | 66,67% | 33,33% |
| 14 | LE MANS A.S.MADELEINE | 13 | 3 | 16 | 81,25% | 18,75% |
| 15 | ARNAGE U.S. | 10 | 6 | 16 | 62,50% | 37,50% |
| 16 | LE MANS J.C.M. | 11 | 5 | 16 | 68,75% | 31,25% |
| 17 | BASKET CANTONAL HALICORNAIS | 10 | 5 | 15 | 66,67% | 33,33% |
| 18 | ECOMMOY K.B.C. | 11 | 4 | 15 | 73,33% | 26,67% |
| 19 | ST MARS D OUTILLE LES MOUETTES | 13 | 1 | 14 | 92,86% | 7,14% |
| 20 | SABLE BASKET | 9 | 5 | 14 | 64,29% | 35,71% |

Top 20 Clubs - Licence Détente

| Place | CLUB | MASCULIN | FEMININ | TOTAL | % Masculin | % Féminin |
|-------|------------------------------|----------|---------|-------|------------|-----------|
| 1 | LE MANS A.S.MADELEINE | 40 | 10 | 50 | 80,00% | 20,00% |
| 2 | JOUE L'ABBE MONTBIZOT | 7 | 31 | 38 | 18,42% | 81,58% |
| 3 | FRESNAY /SARTHE | 7 | 28 | 35 | 20,00% | 80,00% |
| 4 | BASKET BALL CLUB CHANGÉEN | 9 | 22 | 31 | 29,03% | 70,97% |
| 5 | LE MANS GSOS | 3 | 26 | 29 | 10,34% | 89,66% |
| 6 | BASKET CLUB ROEZEEN | 18 | 10 | 28 | 64,29% | 35,71% |
| 7 | LA FERTE BERNARD V.S. | 5 | 19 | 24 | 20,83% | 79,17% |
| 8 | SABLE BASKET | 9 | 14 | 23 | 39,13% | 60,87% |
| 9 | CERANS YVRE BASKET | 5 | 17 | 22 | 22,73% | 77,27% |
| 10 | LE MANS S.L.B. | 1 | 21 | 22 | 4,55% | 95,45% |
| 11 | LA CHAPELLE ST AUBIN | 0 | 20 | 20 | 0,00% | 100,00% |
| 12 | CONLIE B.C. | 6 | 13 | 19 | 31,58% | 68,42% |
| 13 | ASCE MMA | 0 | 19 | 19 | 0,00% | 100,00% |
| 14 | LE MANS JALT | 2 | 11 | 13 | 15,38% | 84,62% |
| 15 | SILLE LE PHILIPPE B.C | 2 | 10 | 12 | 16,67% | 83,33% |
| 16 | LE MANS SAINT PAVIN | 3 | 7 | 10 | 30,00% | 70,00% |
| 17 | ROUILLON E.G | 1 | 9 | 10 | 10,00% | 90,00% |
| 18 | ANILLE BRAYE BASKET | 0 | 9 | 9 | 0,00% | 100,00% |
| 19 | LE GRAND LUCE UNION SPORTIVE | 3 | 6 | 9 | 33,33% | 66,67% |
| 20 | LA FLECHE US | 2 | 6 | 8 | 25,00% | 75,00% |

Top 20 Clubs - Licence Non Joueur

| Place | CLUB | MASCULIN | FEMININ | TOTAL | % Masculin | % Féminin |
|-------|----------------------------|----------|---------|-------|------------|-----------|
| 1 | LE MANS SCM | 45 | 14 | 59 | 76,27% | 23,73% |
| 2 | COULAINES J.S. | 29 | 15 | 44 | 65,91% | 34,09% |
| 3 | LE MANS A.S.MADELEINE | 19 | 14 | 33 | 57,58% | 42,42% |
| 4 | RUAUDIN JEUNESSES SPORTIVE | 17 | 7 | 24 | 70,83% | 29,17% |
| 5 | LE MANS C.S.S.G. | 16 | 6 | 22 | 72,73% | 27,27% |
| 6 | LE MANS JALT | 17 | 3 | 20 | 85,00% | 15,00% |
| 7 | LA CHAPELLE ST AUBIN | 20 | 2 | 22 | 90,91% | 9,09% |
| 8 | SOM BASKET-BALL | 10 | 11 | 21 | 47,62% | 52,38% |
| 9 | BASKET CLUB ROEZEEN | 10 | 11 | 21 | 47,62% | 52,38% |
| 10 | GUECELARD B.B.C. | 11 | 7 | 18 | 61,11% | 38,89% |
| 11 | FRESNAY /SARTHE | 7 | 11 | 18 | 38,89% | 61,11% |
| 12 | LA FLECHE US | 12 | 5 | 17 | 70,59% | 29,41% |
| 13 | JOUE L'ABBE MONTBIZOT | 9 | 7 | 16 | 56,25% | 43,75% |
| 14 | ALLONNES J.S. | 4 | 10 | 14 | 28,57% | 71,43% |
| 15 | LA FERTE BERNARD V.S. | 12 | 2 | 14 | 85,71% | 14,29% |
| 16 | ROUILLON E.G | 5 | 9 | 14 | 35,71% | 64,29% |
| 17 | LAIGNE ST GERVAIS CO | 9 | 5 | 14 | 64,29% | 35,71% |
| 18 | SABLE BASKET | 7 | 7 | 14 | 50,00% | 50,00% |
| 19 | BEAUMONT A.S. | 5 | 8 | 13 | 38,46% | 61,54% |
| 20 | LE MANS J.C.M. | 7 | 6 | 13 | 53,85% | 46,15% |

**Le club ayant le plus de...**

| | | | | | | | | | |
|-------------|-----|-----------------------|-------|------|------------|--------------------------|----|------------|-----------------------|
| licenciés | est | LE MANS C.S.S.G. | (362) | soit | 4% | des licenciés sarthois | | | |
| seniors | est | LE MANS SAINT PAVIN | (83) | soit | 7% | des seniors sarthois | et | 25% | de l'effectif du club |
| U20 | est | LE MANS J.C.M. | (14) | soit | 9% | des U20 sarthois | et | 6% | de l'effectif du club |
| U18 | est | LA CHAPELLE ST AUBIN | (30) | soit | 7% | des U18 sarthois | et | 8% | de l'effectif du club |
| U17 | est | LE MANS SCM | (53) | soit | 7% | des U17 sarthois | et | 16% | de l'effectif du club |
| U15 | est | LE MANS SCM | (50) | soit | 5% | des U15 sarthois | et | 15% | de l'effectif du club |
| U13 | est | LE MANS C.S.S.G. | (52) | soit | 5% | des U13 sarthois | et | 14% | de l'effectif du club |
| U11 | est | LE MANS C.S.S.G. | (52) | soit | 5% | des U11 sarthois | et | 14% | de l'effectif du club |
| U9 | est | FRESNAY /SARTHE | (38) | soit | 5% | des U9 sarthois | et | 13% | de l'effectif du club |
| U7 | est | LA CHAPELLE ST AUBIN | (44) | soit | 6% | des U7 sarthois | et | 12% | de l'effectif du club |
| détente | est | LE MANS A.S.MADELEINE | (50) | soit | 10% | des détente sarthois | et | 19% | de l'effectif du club |
| non joueurs | est | LE MANS SCM | (59) | soit | 9% | des non joueurs sarthois | et | 18% | de l'effectif du club |

Le club ayant le plus de...

| | | | | | | | | | |
|-----------------------|-----|-----------------------|-------|------|------------|------------------------------------|----|------------|-----------------------|
| licenciés masculins | est | LE MANS SCM | (290) | soit | 3% | des licenciés masculins sarthois | et | 89% | de l'effectif du club |
| seniors masculins | est | LE MANS C.S.S.G. | (61) | soit | 7% | des seniors masculins sarthois | et | 17% | de l'effectif du club |
| U20 masculins | est | LE MANS C.S.S.G. | (12) | soit | 12% | des U20 masculins sarthois | et | 3% | de l'effectif du club |
| U18 masculins | est | LA CHAPELLE ST AUBIN | (22) | soit | 7% | des U18 masculins sarthois | et | 6% | de l'effectif du club |
| U17 masculins | est | LE MANS SCM | (52) | soit | 9% | des U17 masculins sarthois | et | 16% | de l'effectif du club |
| U15 masculins | est | LE MANS SCM | (50) | soit | 7% | des U15 masculins sarthois | et | 15% | de l'effectif du club |
| U13 masculins | est | LE MANS SCM | (38) | soit | 6% | des U13 masculins sarthois | et | 12% | de l'effectif du club |
| U11 masculins | est | LE MANS C.S.S.G. | (41) | soit | 6% | des U11 masculins sarthois | et | 11% | de l'effectif du club |
| U9 masculins | est | LA FLECHE US | (24) | soit | 4% | des U9 masculins sarthois | et | 9% | de l'effectif du club |
| U7 masculins | est | LA CHAPELLE ST AUBIN | (32) | soit | 6% | des U7 masculins sarthois | et | 9% | de l'effectif du club |
| détentes masculins | est | LE MANS A.S.MADELEINE | (40) | soit | 30% | des détente masculins sarthois | et | 15% | de l'effectif du club |
| non joueurs masculins | est | LE MANS SCM | (45) | soit | 12% | des non joueurs masculins sarthois | et | 14% | de l'effectif du club |

Le club ayant le plus de...

| | | | | | | | | | |
|----------------------|-----|---------------------------|-------|------|------------|-----------------------------------|----|------------|-----------------------|
| licenciés féminins | est | LE MANS SAINT PAVIN | (131) | soit | 2% | des licenciés féminins sarthois | et | 39% | de l'effectif du club |
| seniors féminins | est | LE MANS SAINT PAVIN | (34) | soit | 10% | des seniors féminins sarthois | et | 10% | de l'effectif du club |
| juniors féminins | est | LA FLECHE US | (7) | soit | 16% | des juniors féminins sarthois | et | 3% | de l'effectif du club |
| U18 féminins | est | COULAINES J.S. | (9) | soit | 8% | des U18 féminins sarthois | et | 3% | de l'effectif du club |
| U17 féminins | est | BASKET BALL CLUB CHANGÉEN | (20) | soit | 9% | des U17 féminins sarthois | et | 8% | de l'effectif du club |
| U15 féminins | est | COULAINES J.S. | (21) | soit | 7% | des U15 féminins sarthois | et | 7% | de l'effectif du club |
| U13 féminins | est | LE MANS C.S.S.G. | (26) | soit | 7% | des U13 féminins sarthois | et | 7% | de l'effectif du club |
| U11 féminins | est | FRESNAY /SARTHE | (17) | soit | 5% | des U11 féminins sarthois | et | 6% | de l'effectif du club |
| U9 féminins | est | LE MANS C.S.S.G. | (16) | soit | 6% | des U9 féminins sarthois | et | 4% | de l'effectif du club |
| U7 féminins | est | FRESNAY /SARTHE | (16) | soit | 9% | des U7 féminins sarthois | et | 5% | de l'effectif du club |
| détentes féminins | est | JOUE L' ABBE MONTBIZOT | (31) | soit | 9% | des détente féminins sarthois | et | 13% | de l'effectif du club |
| non joueurs féminins | est | COULAINES J.S. | (15) | soit | 6% | des non joueurs féminins sarthois | et | 5% | de l'effectif du club |



| CLUB | ADULTES | | | | | JEUNES | | | | | | | MINI BASKET | | | | | Nb Lic Total |
|----------------------------------|-------------|------------|------------|-------------|------------|------------|------------|------------|-------------|-------------|-------------|------------|-------------|------------|------------|-------------|---------------|--------------|
| | SENIORS | DETENTE | DIRIGEANT | TOTAL | % Adultes | U20 | U18 | U17 | U15 | U13 | TOTAL | % Jeunes | U11 | U9 | U7 | TOTAL | % Mini Basket | |
| ALLONNES J.S. | 1 | 1 | 14 | 16 | 22% | - | 8 | 5 | 13 | 2 | 28 | 38% | 21 | 8 | - | 29 | 40% | 73 |
| ARNAGE U.S. | 33 | 7 | 10 | 50 | 25% | 4 | 15 | 12 | 29 | 27 | 87 | 44% | 24 | 21 | 16 | 61 | 31% | 198 |
| BEAUMONT A.S. | 15 | 1 | 13 | 29 | 22% | - | 9 | 12 | 16 | 21 | 58 | 45% | 16 | 17 | 9 | 42 | 33% | 129 |
| CHATEAU DU LOIR C.O.C. | 16 | 1 | 11 | 28 | 19% | 3 | 5 | 26 | 22 | 29 | 85 | 58% | 16 | 13 | 4 | 33 | 23% | 146 |
| COULAINES J.S. | 48 | 1 | 44 | 93 | 32% | 2 | 9 | 39 | 45 | 32 | 127 | 44% | 33 | 27 | 9 | 69 | 24% | 289 |
| CERANS YVRE BASKET | 7 | 22 | 5 | 34 | 17% | 1 | 11 | 37 | 36 | 19 | 104 | 53% | 16 | 20 | 21 | 57 | 29% | 195 |
| LA FERTE BERNARD V.S. | 32 | 24 | 14 | 70 | 24% | 6 | 14 | 22 | 47 | 44 | 133 | 46% | 38 | 23 | 23 | 84 | 29% | 287 |
| LA FLECHE US | 23 | 8 | 17 | 48 | 18% | 9 | 21 | 30 | 33 | 33 | 126 | 47% | 23 | 33 | 40 | 96 | 36% | 270 |
| GUÉCELARD B.B.C. | 32 | 7 | 18 | 57 | 28% | 1 | 5 | 21 | 9 | 16 | 52 | 26% | 35 | 28 | 31 | 94 | 46% | 203 |
| JOUE L'ABBE MONTBIZOT | 29 | 38 | 16 | 83 | 35% | - | 1 | - | 20 | 35 | 56 | 24% | 34 | 24 | 41 | 99 | 42% | 238 |
| MAMERS S.A. | 35 | - | 3 | 38 | 25% | 1 | 15 | 13 | 21 | 20 | 70 | 46% | 23 | 9 | 13 | 45 | 29% | 153 |
| LE MANS SAINT PAVIN | 83 | 10 | 12 | 105 | 31% | 11 | 20 | 31 | 47 | 35 | 144 | 43% | 33 | 32 | 24 | 89 | 26% | 338 |
| MONTFORT SPORT BASKET | 24 | - | 6 | 30 | 34% | 2 | 3 | 19 | 2 | 18 | 44 | 49% | 12 | 3 | - | 15 | 17% | 89 |
| LE MANS S.L.B. | 3 | 22 | - | 25 | 96% | - | - | 1 | - | - | 1 | 4% | - | - | - | 0 | 0% | 26 |
| LE MANS C.S.S.G. | 77 | 5 | 22 | 104 | 29% | 12 | 21 | 35 | 37 | 52 | 157 | 43% | 52 | 37 | 12 | 101 | 28% | 362 |
| LE MANS GSOS | 47 | 29 | 9 | 85 | 42% | 5 | 10 | 20 | 14 | 21 | 70 | 35% | 24 | 15 | 7 | 46 | 23% | 201 |
| LE MANS JALT | 29 | 13 | 22 | 64 | 21% | 7 | 19 | 31 | 40 | 51 | 148 | 49% | 45 | 19 | 27 | 91 | 30% | 303 |
| LE MANS J.C.M. | 27 | - | 13 | 40 | 17% | 14 | 17 | 20 | 37 | 38 | 126 | 55% | 30 | 19 | 16 | 65 | 28% | 231 |
| LE MANS SCM | 29 | - | 59 | 88 | 27% | 5 | 9 | 53 | 50 | 38 | 155 | 48% | 38 | 26 | 18 | 82 | 25% | 325 |
| ROUILLON E.G | 13 | 10 | 14 | 37 | 32% | - | - | - | 3 | 19 | 22 | 19% | 32 | 15 | 9 | 56 | 49% | 115 |
| ANILLE BRAYE BASKET | 21 | 9 | 9 | 39 | 28% | 3 | 10 | 2 | 14 | 10 | 39 | 28% | 33 | 17 | 12 | 62 | 44% | 140 |
| SAINTE MARS LA BRIERE US | 12 | - | - | 12 | 100% | - | - | - | - | - | 0 | 0% | - | - | - | 0 | 0% | 12 |
| ST MARS D OUILLE LES MOUETTES | 50 | - | 6 | 56 | 34% | 2 | 17 | 6 | 16 | 22 | 63 | 38% | 14 | 18 | 14 | 46 | 28% | 165 |
| SILLE LE PHILIPPE B.C | 10 | 12 | 5 | 27 | 40% | 1 | 2 | - | 5 | 11 | 19 | 28% | 12 | 4 | 5 | 21 | 31% | 67 |
| LE MANS A.S.MADELEINE | 22 | 50 | 33 | 105 | 39% | 6 | 6 | 31 | 29 | 20 | 92 | 35% | 36 | 15 | 18 | 69 | 26% | 266 |
| CONLIE B.C. | 24 | 19 | 13 | 56 | 26% | 2 | 10 | 22 | 31 | 33 | 98 | 46% | 33 | 15 | 11 | 59 | 28% | 213 |
| CD72 – HORS ASSOCIATION – SARTHE | 1 | - | 11 | 12 | 100% | - | - | - | - | - | 0 | 0% | - | - | - | 0 | 0% | 12 |
| BASKET BALL CLUB CHANGÉEN | 54 | 31 | 11 | 96 | 38% | 2 | 9 | 31 | 30 | 33 | 105 | 41% | 31 | 20 | 4 | 55 | 21% | 256 |
| RUAUDIN JEUNESSES SPORTIVE | 28 | 5 | 24 | 57 | 21% | 5 | 8 | 17 | 35 | 34 | 99 | 37% | 41 | 36 | 35 | 112 | 42% | 268 |
| BASKET CANTONAL MALICORNAIS | 20 | - | 6 | 26 | 21% | - | 6 | 17 | 27 | 12 | 62 | 50% | 7 | 14 | 15 | 36 | 29% | 124 |
| LA CHARTRE A.S. | 2 | 3 | 2 | 7 | 13% | - | 1 | 1 | 23 | 10 | 35 | 65% | 7 | 5 | - | 12 | 22% | 54 |
| LAINNE ST GERVAIS CO | 13 | - | 14 | 27 | 35% | 1 | 9 | 5 | 8 | 5 | 28 | 36% | 16 | 7 | - | 23 | 29% | 78 |
| LE GRAND LUCE UNION SPORTIVE | 1 | 9 | 3 | 13 | 23% | - | - | 8 | 1 | 15 | 24 | 43% | 15 | 2 | 2 | 19 | 34% | 56 |
| MANSIGNE BASKET CLUB | 32 | - | 3 | 35 | 55% | - | - | - | 13 | 5 | 18 | 28% | 4 | 4 | 3 | 11 | 17% | 64 |
| SABLE BASKET | 27 | 23 | 14 | 64 | 27% | 1 | 12 | 20 | 34 | 32 | 99 | 42% | 36 | 21 | 14 | 71 | 30% | 234 |
| SOM BASKET-BALL | 17 | - | 21 | 38 | 40% | 5 | 2 | 8 | 7 | 19 | 41 | 43% | 13 | 4 | - | 17 | 18% | 96 |
| CHAMPAGNE ES | 12 | 1 | 9 | 22 | 19% | 2 | 8 | 4 | 17 | 19 | 50 | 42% | 19 | 16 | 11 | 46 | 39% | 118 |
| MULSANGE BASKET 2000 | 25 | - | 12 | 37 | 26% | 4 | 18 | 14 | 18 | 13 | 67 | 48% | 15 | 11 | 10 | 36 | 26% | 140 |
| SAVIGNE L'ÉVEQUE B.C. | 15 | - | 4 | 19 | 22% | 1 | 1 | 12 | 8 | 9 | 31 | 35% | 13 | 19 | 6 | 38 | 43% | 88 |
| ETIVAL BASKET CLUB | 22 | 5 | 11 | 38 | 22% | 5 | 4 | 12 | 23 | 22 | 66 | 39% | 27 | 17 | 23 | 67 | 39% | 171 |
| FRESNAY /SARTHE | 22 | 35 | 18 | 75 | 25% | 5 | 11 | 22 | 37 | 34 | 109 | 37% | 36 | 38 | 39 | 113 | 38% | 297 |
| LA CHAPELLE ST AUBIN | 31 | 20 | 22 | 73 | 20% | 6 | 30 | 44 | 43 | 41 | 164 | 46% | 46 | 32 | 44 | 122 | 34% | 359 |
| ECOMMOY K.B.C. | 31 | - | 10 | 41 | 25% | - | 3 | 9 | 12 | 34 | 58 | 36% | 30 | 18 | 15 | 63 | 39% | 162 |
| MAROLLAIS S.C. | 9 | - | 10 | 19 | 17% | 1 | 8 | 20 | 16 | 13 | 58 | 51% | 22 | 14 | 1 | 37 | 32% | 114 |
| BASKET CLUB ROEZEEN | 27 | 28 | 21 | 76 | 27% | 4 | 19 | 22 | 36 | 29 | 110 | 40% | 30 | 25 | 36 | 91 | 33% | 277 |
| BOULOIRE US | 11 | 8 | 13 | 32 | 22% | 3 | 1 | 6 | 29 | 27 | 66 | 46% | 10 | 23 | 14 | 47 | 32% | 145 |
| NEUVILLE BASKET ASSOCIATION | 38 | - | 11 | 49 | 38% | 4 | 6 | 4 | 9 | 14 | 37 | 29% | 10 | 22 | 11 | 43 | 33% | 129 |
| LOUE-BRULON | 19 | 7 | 10 | 36 | 27% | 2 | 6 | 3 | 17 | 18 | 46 | 35% | 14 | 21 | 14 | 49 | 37% | 131 |
| ASCE MMA | - | 19 | - | 19 | 100% | - | - | - | - | - | 0 | 0% | - | - | - | 0 | 0% | 19 |
| SETRAM U.S. | 2 | 3 | - | 5 | 100% | - | - | - | - | - | 0 | 0% | - | - | - | 0 | 0% | 5 |
| TOTAL SARTHE | 1201 | 486 | 648 | 2335 | 35% | 148 | 419 | 767 | 1059 | 1084 | 3477 | 39% | 1115 | 827 | 677 | 2619 | 29% | 8431 |

| Rang | CLUB | MASCULIN | FEMININ | TOTAL | % Masculin | % Féminin |
|--------------|----------------------------------|-------------|-------------|-------------|---------------|---------------|
| 1 | LE MANS C.S.S.G. | 254 | 108 | 362 | 70,17% | 29,83% |
| 2 | LA CHAPELLE ST AUBIN | 266 | 93 | 359 | 74,09% | 25,91% |
| 3 | LE MANS SAINT PAVIN | 207 | 131 | 338 | 61,24% | 38,76% |
| 4 | LE MANS SCM | 290 | 35 | 325 | 89,23% | 10,77% |
| 5 | LE MANS JALT | 269 | 34 | 303 | 88,78% | 11,22% |
| 6 | FRESNAY /SARTHE | 178 | 119 | 297 | 59,93% | 40,07% |
| 7 | COULAINES J.S. | 165 | 124 | 289 | 57,09% | 42,91% |
| 8 | LA FERTE BERNARD V.S. | 203 | 84 | 287 | 70,73% | 29,27% |
| 9 | BASKET CLUB ROEZEEN | 163 | 114 | 277 | 58,84% | 41,16% |
| 10 | LA FLECHE US | 174 | 96 | 270 | 64,44% | 35,56% |
| 11 | RUAUDIN JEUNESSES SPORTIVE | 192 | 76 | 268 | 71,64% | 28,36% |
| 12 | LE MANS A.S.MADELEINE | 156 | 110 | 266 | 58,65% | 41,35% |
| 13 | BASKET BALL CLUB CHANGÉEN | 163 | 93 | 256 | 63,67% | 36,33% |
| 14 | JOUE L'ABBE MONTBIZOT | 168 | 70 | 238 | 70,59% | 29,41% |
| 15 | SABLE BASKET | 147 | 87 | 234 | 62,82% | 37,18% |
| 16 | LE MANS J.C.M. | 165 | 66 | 231 | 71,43% | 28,57% |
| 17 | CONLIE B.C. | 162 | 51 | 213 | 76,06% | 23,94% |
| 18 | GUECELARD B.B.C. | 122 | 81 | 203 | 60,10% | 39,90% |
| 19 | LE MANS GSOS | 143 | 58 | 201 | 71,14% | 28,86% |
| 20 | ARNAGE U.S. | 141 | 57 | 198 | 71,21% | 28,79% |
| 21 | CERANS YVRE BASKET | 128 | 67 | 195 | 65,64% | 34,36% |
| 22 | ETIVAL BASKET CLUB | 114 | 57 | 171 | 66,67% | 33,33% |
| 23 | ST MARS D OUTILLE LES MOUETTES | 130 | 35 | 165 | 78,79% | 21,21% |
| 24 | ECOMMOY K.B.C. | 95 | 67 | 162 | 58,64% | 41,36% |
| 25 | MAMERS S.A. | 103 | 50 | 153 | 67,32% | 32,68% |
| 26 | CHATEAU DU LOIR C.O.C. | 107 | 39 | 146 | 73,29% | 26,71% |
| 27 | BOULOIRE US | 109 | 36 | 145 | 75,17% | 24,83% |
| 28 | ANILLE BRAYE BASKET | 92 | 48 | 140 | 65,71% | 34,29% |
| 29 | MULSANNE BASKET 2000 | 105 | 35 | 140 | 75,00% | 25,00% |
| 30 | LOUE-BRULON | 108 | 23 | 131 | 82,44% | 17,56% |
| 31 | BEAUMONT A.S. | 88 | 41 | 129 | 68,22% | 31,78% |
| 32 | NEUVILLE BASKET ASSOCIATION | 100 | 29 | 129 | 77,52% | 22,48% |
| 33 | BASKET CANTONAL MALICORNAIS | 84 | 40 | 124 | 67,74% | 32,26% |
| 34 | CHAMPAGNE ES | 89 | 29 | 118 | 75,42% | 24,58% |
| 35 | ROUILLON E.G | 70 | 45 | 115 | 60,87% | 39,13% |
| 36 | MAROLLAIS S.C. | 72 | 42 | 114 | 63,16% | 36,84% |
| 37 | SOM BASKET-BALL | 12 | 84 | 96 | 12,50% | 87,50% |
| 38 | MONTFORT SPORT BASKET | 49 | 40 | 89 | 55,06% | 44,94% |
| 39 | SAVIGNE L'EVEQUE B.C. | 69 | 19 | 88 | 78,41% | 21,59% |
| 40 | LAIGNE ST GERVAIS CO | 61 | 17 | 78 | 78,21% | 21,79% |
| 41 | ALLONNES J.S. | 42 | 31 | 73 | 57,53% | 42,47% |
| 42 | SILLE LE PHILIPPE B.C | 48 | 19 | 67 | 71,64% | 28,36% |
| 43 | MANSIGNE BASKET CLUB | 46 | 18 | 64 | 71,88% | 28,13% |
| 44 | LE GRAND LUCE UNION SPORTIVE | 43 | 13 | 56 | 76,79% | 23,21% |
| 45 | LA CHARTRE A.S. | 28 | 26 | 54 | 51,85% | 48,15% |
| 46 | LE MANS S.L.B. | 25 | 1 | 26 | 96,15% | 3,85% |
| 47 | ASCE MMA | 19 | 0 | 19 | 100,00% | 0,00% |
| 48 | SAINT MARS LA BRIERE US | 11 | 1 | 12 | 91,67% | 8,33% |
| 49 | CD72 – HORS ASSOCIATION – SARTHE | 9 | 3 | 12 | 75,00% | 25,00% |
| 50 | SETRAM U.S. | 5 | 0 | 5 | 100,00% | 0,00% |
| 51 | | | | | | |
| 52 | | | | | | |
| 53 | | | | | | |
| 54 | | | | | | |
| 55 | | | | | | |
| 56 | | | | | | |
| 57 | | | | | | |
| 58 | | | | | | |
| Total | | 5789 | 2642 | 8431 | 68,66% | 31,34% |





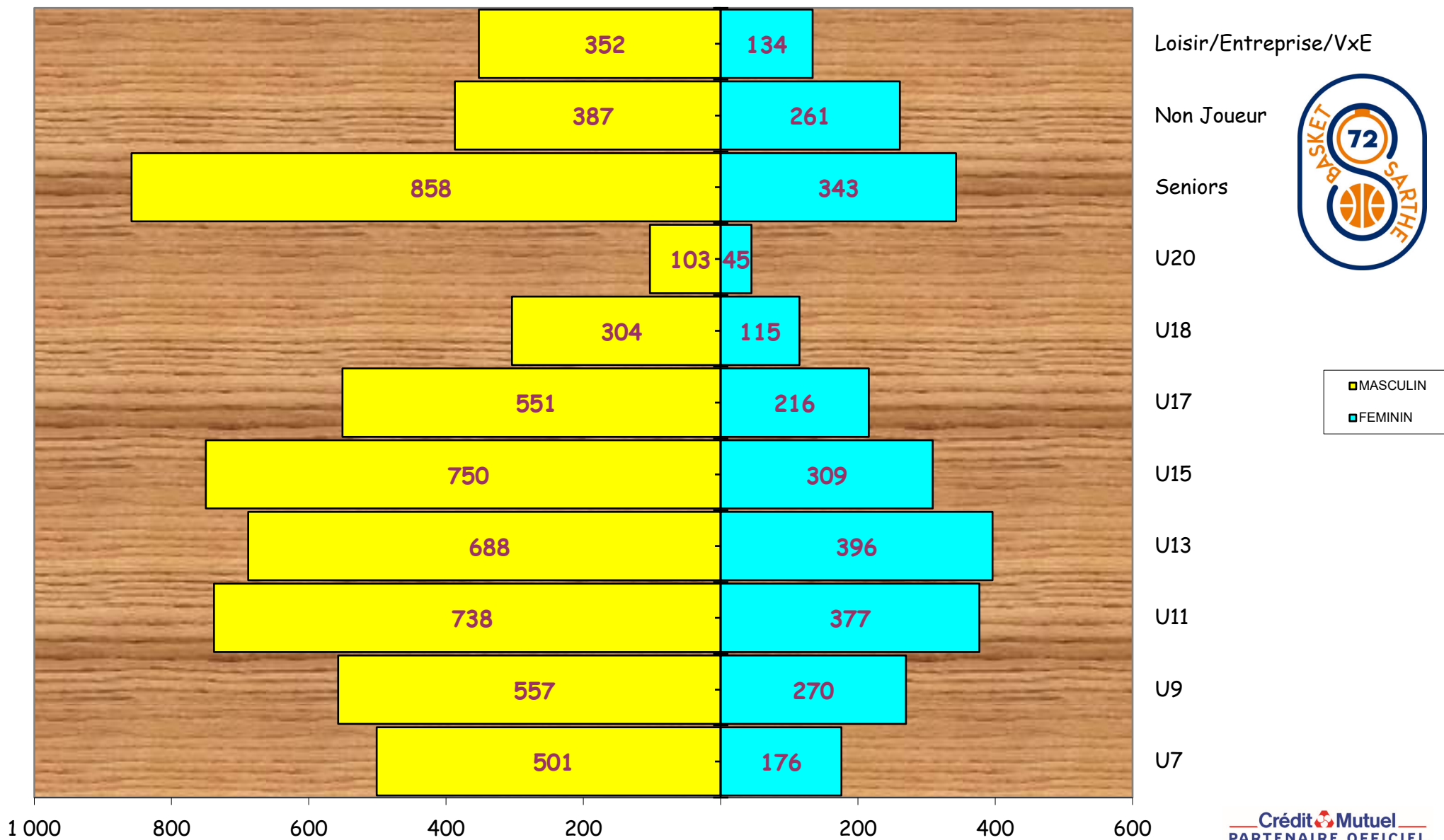
ETAT COMPARATIF sur 2 saisons des licenciés Sarthois

| | SAISON | | | | COMPARAISON | |
|-----------------|--|--------|---|--------|-------------|--------------|
| | 2022 / 2023 (chiffres en fin de saison) | | 2023 / 2024 (chiffres au 27/06/2024) | | Ecart | % |
| CLUBS | 51 | | 50 | | -1 | -2,00% |
| Masculin | 5 559 | 69,25% | 5 789 | 68,66% | 230 | 3,97% |
| Féminin | 2 469 | 30,75% | 2 642 | 31,34% | 173 | 6,55% |
| TOTAL | 8 028 | | 8 431 | | 403 | 4,78% |

| CATEGORIES | MASCULINS | | | FEMININS | | |
|--------------------|--------------|--------------|------------|--------------|--------------|------------|
| | Saison 22/23 | Saison 23/24 | écart | Saison 22/23 | Saison 23/24 | écart |
| SENIORS | 866 | 858 | -8 | 321 | 343 | 22 |
| U20 | 76 | 103 | 27 | 34 | 45 | 11 |
| U18 | 300 | 304 | 4 | 95 | 115 | 20 |
| U17 | 488 | 551 | 63 | 218 | 216 | -2 |
| U15 | 704 | 750 | 46 | 272 | 309 | 37 |
| U13 | 659 | 688 | 29 | 366 | 396 | 30 |
| U11 | 718 | 738 | 20 | 336 | 377 | 41 |
| U9 | 555 | 557 | 2 | 267 | 270 | 3 |
| U7 | 540 | 501 | -39 | 195 | 176 | -19 |
| DETENTE | 296 | 352 | 56 | 117 | 134 | 17 |
| NON-JOUEURS | 357 | 387 | 30 | 248 | 261 | 13 |
| TOTAL | 5 559 | 5 789 | 230 | 2 469 | 2 642 | 173 |


| | |
|--------------------------------|---------------|
| Moyenne de licenciés par clubs | 168,62 |
|--------------------------------|---------------|

Représentation par catégorie et sexe - Saison 2023-2024



■ MASCULIN
■ FEMININ

Graphe par catégorie et sexe



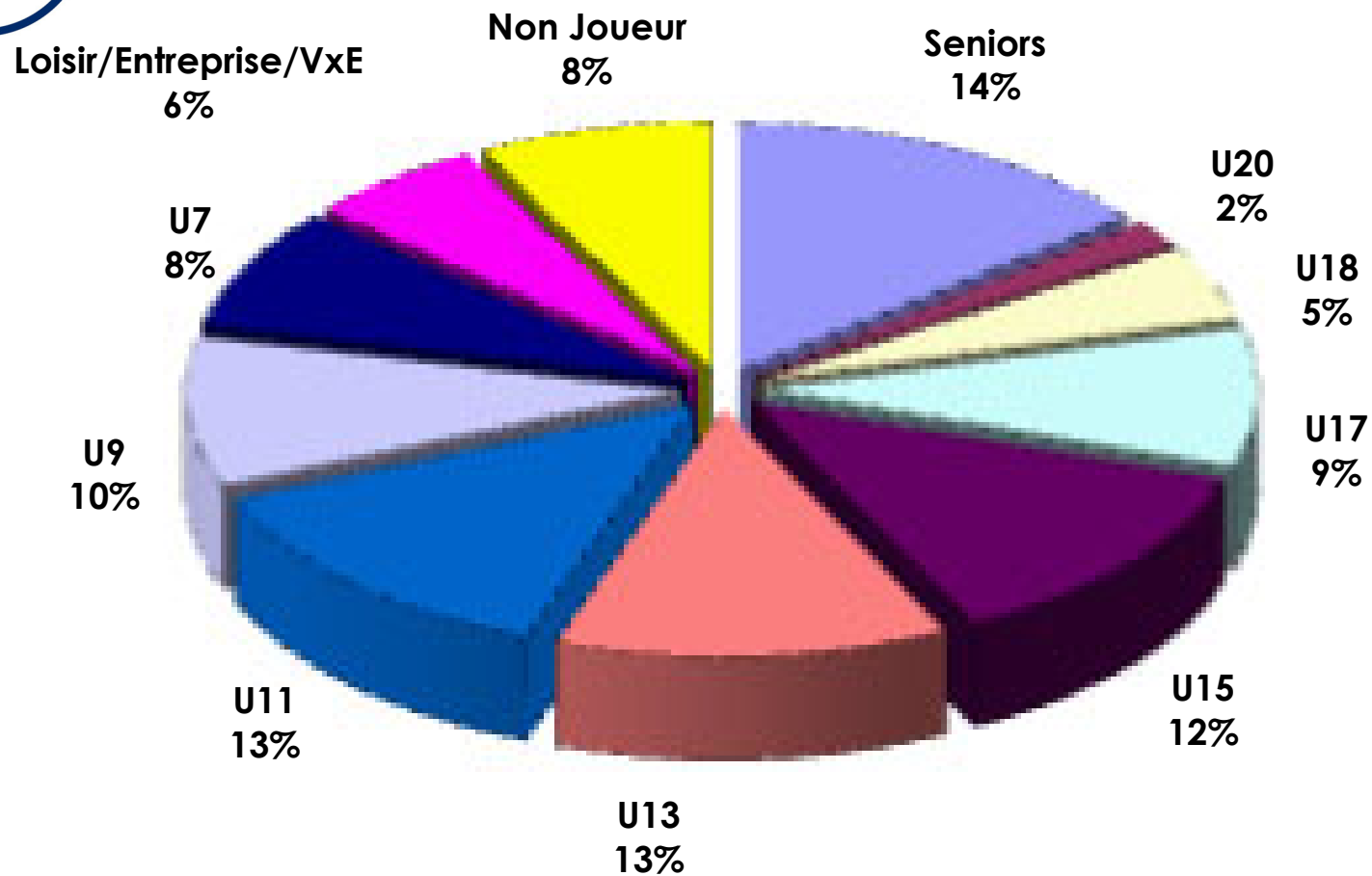
CD 72

Crédit Mutuel
PARTENAIRE OFFICIEL

Edition du 27/06/2024



Représentation par catégories Saison 2023-2024

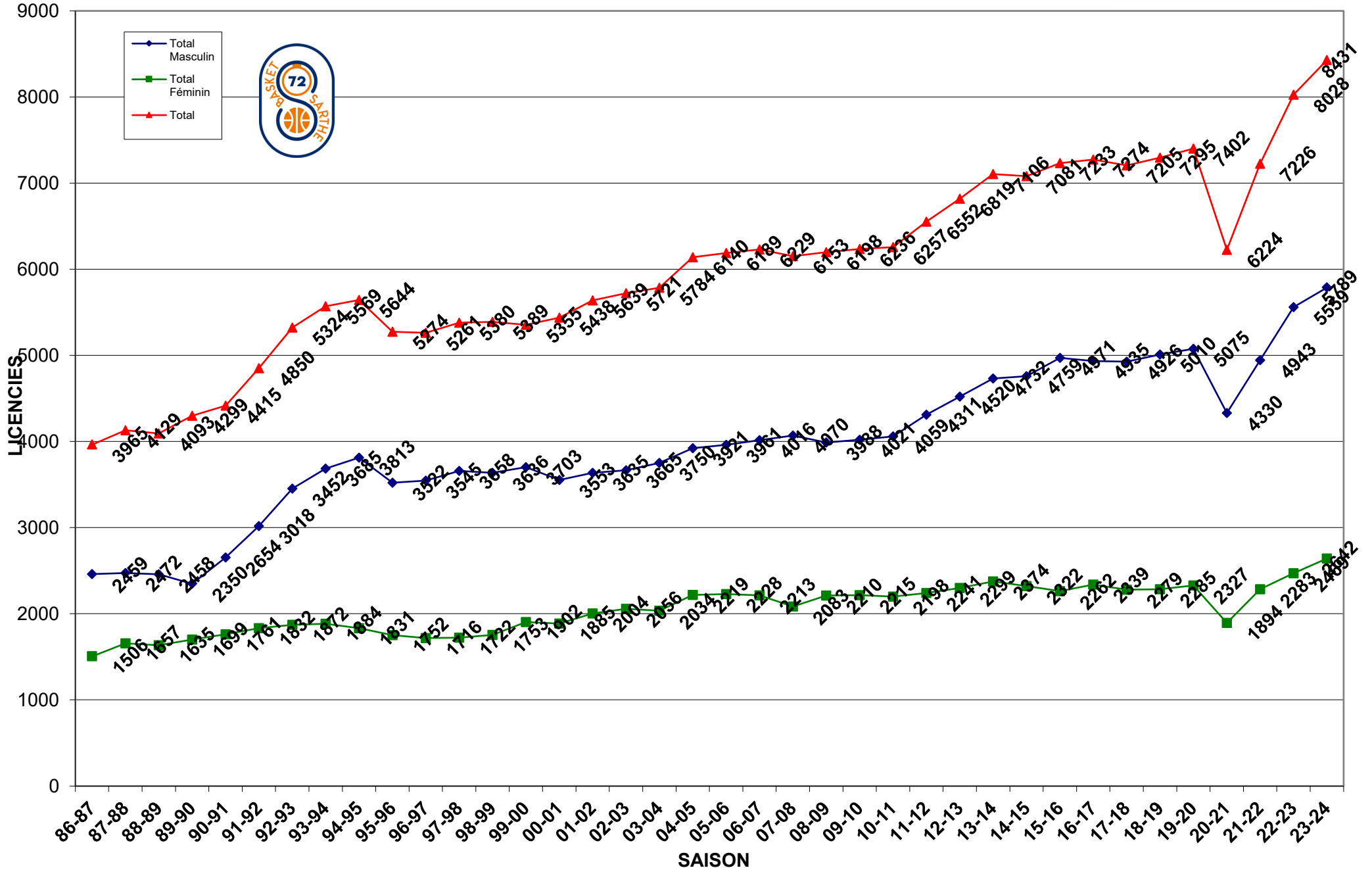




Représentation par type - saison 2023-2024

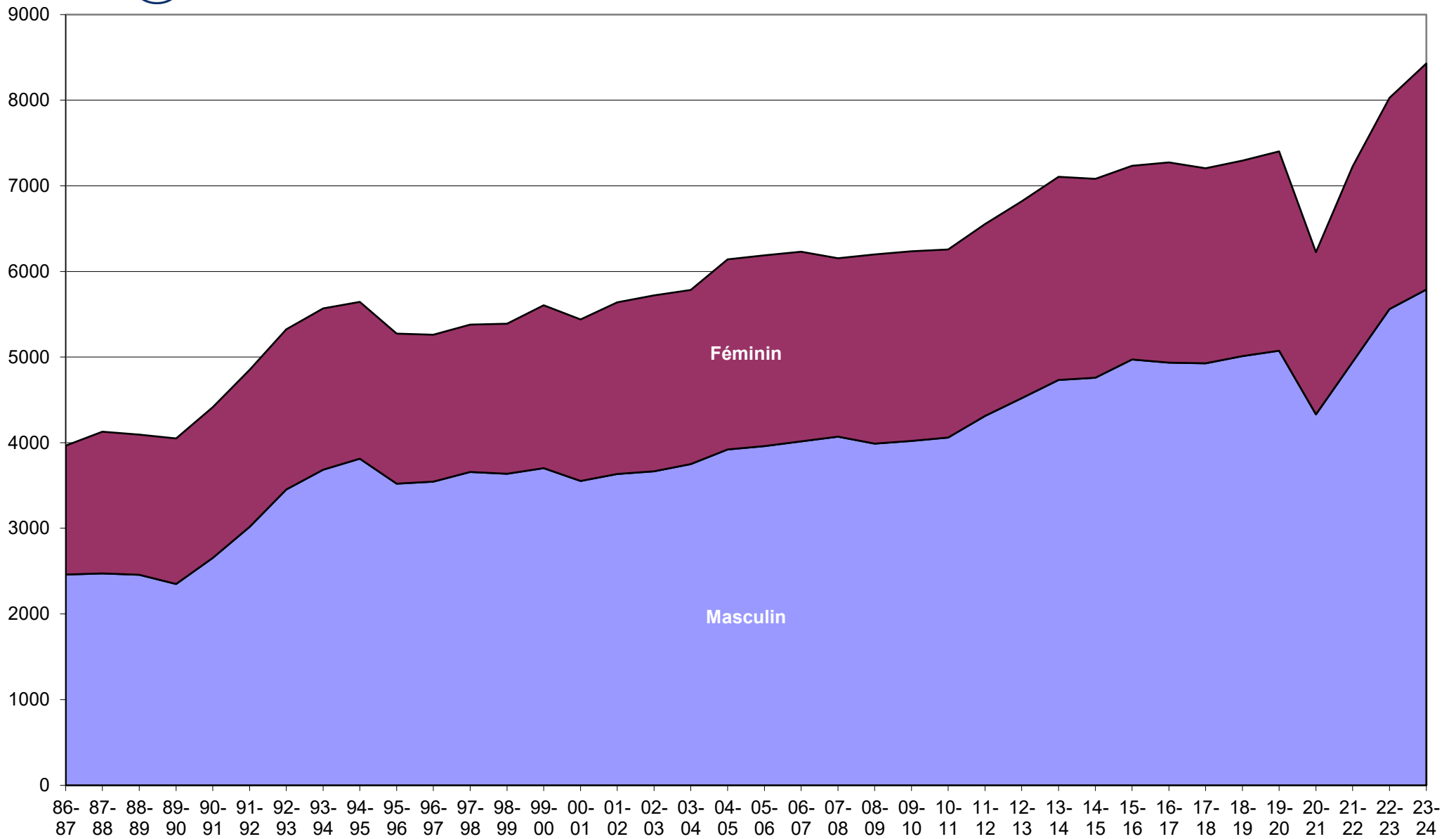


Evolution des licenciés depuis les 38 dernières saisons





Evolution par sexe sur les 38 dernières saisons





Crédit Mutuel
PARTENAIRE OFFICIEL

| Saison | Total Masculin | Total Féminin | Total | % Augmentation | Différence |
|--------|----------------|---------------|-------|----------------|------------|
| 31-32 | 0 | 0 | 52 | 100,00% | 52 |
| 32-33 | 0 | 0 | 83 | 37,35% | 31 |
| 33-34 | 0 | 0 | 0 | 0,00% | -83 |
| 34-35 | 0 | 0 | 0 | 0,00% | 0 |
| 35-36 | 0 | 0 | 0 | 0,00% | 0 |
| 36-37 | 0 | 0 | 0 | 0,00% | 0 |
| 37-38 | 0 | 0 | 0 | 0,00% | 0 |
| 38-39 | 0 | 0 | 0 | 0,00% | 0 |
| 39-40 | 0 | 0 | 0 | 0,00% | 0 |
| 40-41 | 0 | 0 | 0 | 0,00% | 0 |
| 41-42 | 0 | 0 | 0 | 0,00% | 0 |
| 42-43 | 0 | 0 | 0 | 0,00% | 0 |
| 43-44 | 0 | 0 | 0 | 0,00% | 0 |
| 44-45 | 0 | 0 | 0 | 0,00% | 0 |
| 45-46 | 0 | 0 | 0 | 0,00% | 0 |
| 46-47 | 0 | 0 | 0 | 0,00% | 0 |
| 47-48 | 0 | 0 | 52 | 100,00% | 52 |
| 48-49 | 0 | 0 | 0 | 0,00% | -52 |
| 49-50 | 0 | 0 | 931 | 100,00% | 931 |
| 50-51 | 0 | 0 | 935 | 0,43% | 4 |
| 51-52 | 0 | 0 | 911 | -2,63% | -24 |
| 52-53 | 0 | 0 | 792 | -15,03% | -119 |
| 53-54 | 0 | 0 | 0 | 0,00% | -792 |
| 54-55 | 0 | 0 | 0 | 0,00% | 0 |
| 55-56 | 0 | 0 | 0 | 0,00% | 0 |
| 56-57 | 0 | 0 | 0 | 0,00% | 0 |
| 57-58 | 0 | 0 | 0 | 0,00% | 0 |
| 58-59 | 0 | 0 | 996 | 100,00% | 996 |
| 59-60 | 0 | 0 | 0 | 0,00% | -996 |
| 60-61 | 0 | 0 | 0 | 0,00% | 0 |
| 61-62 | 0 | 0 | 1258 | 100,00% | 1258 |
| 62-63 | 0 | 0 | 1249 | -0,72% | -9 |
| 63-64 | 0 | 0 | 0 | 0,00% | -1249 |
| 64-65 | 0 | 0 | 0 | 0,00% | 0 |
| 65-66 | 0 | 0 | 1309 | 100,00% | 1309 |
| 66-67 | 0 | 0 | 1355 | 3,39% | 46 |
| 67-68 | 0 | 0 | 1759 | 22,97% | 404 |
| 68-69 | 0 | 0 | 2104 | 16,40% | 345 |
| 69-70 | 0 | 0 | 2032 | -3,54% | -72 |
| 70-71 | 0 | 0 | 2120 | 4,15% | 88 |
| 71-72 | 0 | 0 | 2535 | 16,37% | 415 |
| 72-73 | 0 | 0 | 2542 | 0,28% | 7 |
| 73-74 | 0 | 0 | 2731 | 6,92% | 189 |
| 74-75 | 0 | 0 | 2973 | 8,14% | 242 |
| 75-76 | 0 | 0 | 3061 | 2,87% | 88 |
| 76-77 | 0 | 0 | 2880 | -6,28% | -181 |
| 77-78 | 0 | 0 | 3208 | 10,22% | 328 |
| 78-79 | 0 | 0 | 3471 | 7,58% | 263 |
| 79-80 | 0 | 0 | 3770 | 7,93% | 299 |
| 80-81 | 0 | 0 | 3977 | 5,20% | 207 |



Crédit Mutuel
PARTENAIRE OFFICIEL

| Saison | Total Masculin | Total Féminin | Total | % Augmentation | Différence |
|--------|----------------|---------------|-------|----------------|------------|
| 81-82 | 0 | 0 | 3987 | 0,25% | 10 |
| 82-83 | 0 | 0 | 3883 | -2,68% | -104 |
| 83-84 | 2349 | 1709 | 4058 | 4,31% | 175 |
| 84-85 | 2586 | 1749 | 4335 | 6,39% | 277 |
| 85-86 | 2714 | 1778 | 4492 | 3,50% | 157 |
| 86-87 | 2459 | 1506 | 3965 | -13,29% | -527 |
| 87-88 | 2472 | 1657 | 4129 | 3,97% | 164 |
| 88-89 | 2458 | 1635 | 4093 | -0,88% | -36 |
| 89-90 | 2350 | 1699 | 4299 | 4,79% | 206 |
| 90-91 | 2654 | 1761 | 4415 | 2,63% | 116 |
| 91-92 | 3018 | 1832 | 4850 | 8,97% | 435 |
| 92-93 | 3452 | 1872 | 5324 | 8,90% | 474 |
| 93-94 | 3685 | 1884 | 5569 | 4,40% | 245 |
| 94-95 | 3813 | 1831 | 5644 | 1,33% | 75 |
| 95-96 | 3522 | 1752 | 5274 | -7,02% | -370 |
| 96-97 | 3545 | 1716 | 5261 | -0,25% | -13 |
| 97-98 | 3658 | 1722 | 5380 | 2,21% | 119 |
| 98-99 | 3636 | 1753 | 5389 | 0,17% | 9 |
| 99-00 | 3703 | 1902 | 5355 | -0,63% | -34 |
| 00-01 | 3553 | 1885 | 5438 | 1,53% | 83 |
| 01-02 | 3635 | 2004 | 5639 | 3,56% | 201 |
| 02-03 | 3665 | 2056 | 5721 | 1,43% | 82 |
| 03-04 | 3750 | 2034 | 5784 | 1,09% | 63 |
| 04-05 | 3921 | 2219 | 6140 | 5,80% | 356 |
| 05-06 | 3961 | 2228 | 6189 | 0,79% | 49 |
| 06-07 | 4016 | 2213 | 6229 | 0,64% | 40 |
| 07-08 | 4070 | 2083 | 6153 | -1,24% | -76 |
| 08-09 | 3988 | 2210 | 6198 | 0,73% | 45 |
| 09-10 | 4021 | 2215 | 6236 | 0,61% | 38 |
| 10-11 | 4059 | 2198 | 6257 | 0,34% | 21 |
| 11-12 | 4311 | 2241 | 6552 | 4,50% | 295 |
| 12-13 | 4520 | 2299 | 6819 | 3,92% | 267 |
| 13-14 | 4732 | 2374 | 7106 | 4,04% | 287 |
| 14-15 | 4759 | 2322 | 7081 | -0,35% | -25 |
| 15-16 | 4971 | 2262 | 7233 | 2,10% | 152 |
| 16-17 | 4935 | 2339 | 7274 | 0,56% | 41 |
| 17-18 | 4926 | 2279 | 7205 | -0,96% | -69 |
| 18-19 | 5010 | 2285 | 7295 | 1,23% | 90 |
| 19-20 | 5075 | 2327 | 7402 | 1,45% | 107 |
| 20-21 | 4330 | 1894 | 6224 | -18,93% | -1178 |
| 21-22 | 4943 | 2283 | 7226 | 13,87% | 1002 |
| 22-23 | 5559 | 2469 | 8028 | 9,99% | 802 |
| 23-24 | 5789 | 2642 | 8431 | 4,78% | 403 |



Crédit Mutuel
PARTENAIRE OFFICIEL

COMPARATIF SUR 8 SAISONS

| | MASCULINS | | | | | | | | FEMININS | | | | | | | |
|--------------------|--------------|--------------|--------------|--------------|--------------|--------------|--------------|--------------|--------------|--------------|--------------|--------------|--------------|--------------|--------------|--------------|
| | Saison 16/17 | Saison 17/18 | Saison 18/19 | Saison 19/20 | Saison 20/21 | Saison 21/22 | Saison 22/23 | Saison 23/24 | Saison 16/17 | Saison 17/18 | Saison 18/19 | Saison 19/20 | Saison 20/21 | Saison 21/22 | Saison 22/23 | Saison 23/24 |
| SENIORS | 887 | 861 | 877 | 881 | 849 | 862 | 866 | 858 | 336 | 317 | 341 | 361 | 301 | 315 | 321 | 343 |
| U20 | 55 | 84 | 71 | 91 | 89 | 95 | 76 | 103 | 26 | 28 | 25 | 21 | 31 | 27 | 34 | 45 |
| U18 | 216 | 227 | 246 | 276 | 273 | 273 | 300 | 304 | 105 | 111 | 103 | 111 | 108 | 129 | 95 | 115 |
| U17 | 391 | 424 | 427 | 474 | 469 | 435 | 488 | 551 | 204 | 188 | 169 | 228 | 204 | 206 | 218 | 216 |
| U15 | 539 | 535 | 546 | 546 | 476 | 573 | 704 | 750 | 267 | 311 | 300 | 322 | 320 | 271 | 272 | 309 |
| U13 | 597 | 578 | 548 | 578 | 542 | 567 | 659 | 688 | 339 | 316 | 360 | 317 | 236 | 248 | 366 | 396 |
| U11 | 597 | 565 | 602 | 586 | 504 | 618 | 718 | 738 | 358 | 302 | 270 | 281 | 259 | 350 | 336 | 377 |
| U9 | 536 | 499 | 507 | 504 | 384 | 525 | 555 | 557 | 224 | 195 | 219 | 222 | 139 | 250 | 267 | 270 |
| U7 | 474 | 465 | 505 | 501 | 284 | 452 | 540 | 501 | 154 | 172 | 179 | 179 | 96 | 203 | 195 | 176 |
| DETENTE | 208 | 238 | 254 | 220 | 179 | 264 | 296 | 352 | 91 | 85 | 81 | 64 | 36 | 73 | 117 | 134 |
| NON-JOUEURS | 435 | 450 | 425 | 418 | 281 | 279 | 357 | 387 | 235 | 254 | 237 | 221 | 164 | 211 | 248 | 261 |
| TOTAL | 4 935 | 4 926 | 5 008 | 5 075 | 4 330 | 4 943 | 5 559 | 5 789 | 2 339 | 2 279 | 2 284 | 2 327 | 1 894 | 2 283 | 2 469 | 2 642 |
| Ecart | | -9 | 82 | 67 | -745 | 613 | 616 | 230 | | -60 | 5 | 43 | -433 | 389 | 186 | 173 |